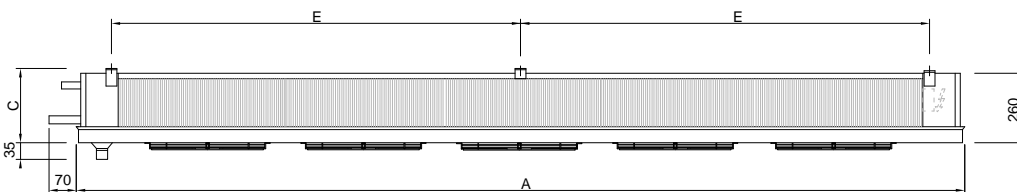
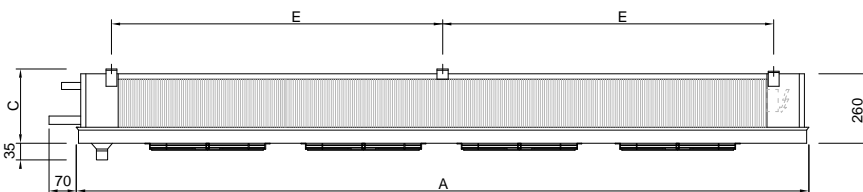
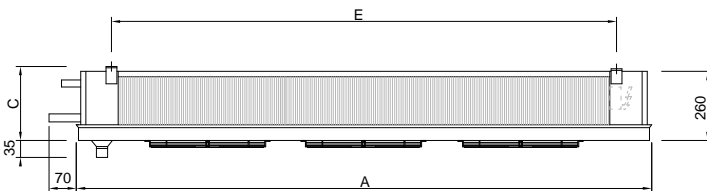
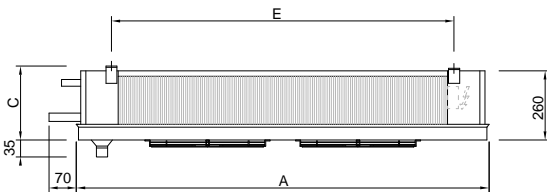
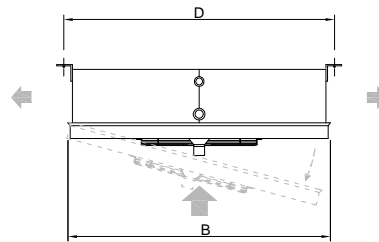
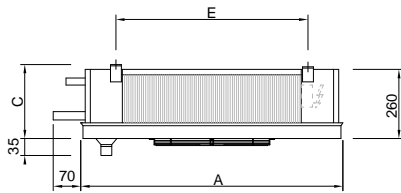


DOUBLE

UNIT COOLERS DD x 35



Model	Fan [n°]	Dimensions					Connections		Drain
		A [mm]	B [mm]	C [mm]	D [mm]	E [mm]	IN [SAE]	OUT [mm]	
DD.x.35.1.xx	1	1020	995	275	1010	630	12	22	1"
DD.x.35.2.xx	2	1620	995	275	1010	1230	12	22	1"
DD.x.35.3.xx	3	2220	995	290	1010	1830	12	28	1"
DD.x.35.4.xx	4	2820	995	290	1010	1215	16	28	1"
DD.x.35.5.xx	5	3420	995	290	1010	1515	22	35	1"-1/4



Code	Motor	Diam. Ø [mm]	Supply line	Fan Speed [RPM]	Power [W]	Current [A]	dB(A) 5 meter
- 4M	4 poles	350	230/1/50	1400	130	0,58	50
- 6M	6 poles	350	230/1/50	945	65	0,31	40